

Student Feedback on Syllabus TERM1 - 2020-2021

Selected Classes :

FYBSC-COMP.SC,SYBSC-COMP.SC,TYBSC-CS

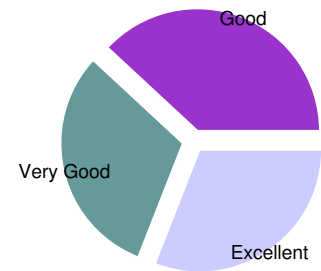
Feedback About :

SSD2021,DBMSII2021,WEBI2021,COI2021,SKI1920,LinuxI021,DS2021,IOTI2021,GPI12021,STestIngl2021,DM2021,CJAVAI2021,TOCI2021,WBI2021,LinuxSAI2021,DSI1920,CGTI2021,CProg2021,InfoSecurityI2021,MOCK TEST FYBSC 1 DEC 2020,MOCK TEST SYBSC 1 DEC 2020,Linux Server Administration UGCS501,Software Testing and Quality Assurance UGCS502,Computer Organization and Design UGCS101,Discrete Maths UGCS102,Theory of Computation UGCS301,1,C Programming UGCS104,Descriptive Statistics UGCS103,2,DRY RUN EXTERNAL EXAM,UGCS301 Theory of Computation EXT 2020,UGCS302 Core JAVA EXT 2020,UGCS303 Linux EXT 2020,UGCS304 Database Management Systems EXT 2020,UGCS305 Combinatorics and Graph Theory EXT 2020,UGCS306 Physical Computing and IoT Programming EXT 2020,UGCS307 Advanced Web Programming EXT 2020,UGCS502 Linux Server Administration EXT 2020,UGCS503 Software Testing and Quality Assurance EXT 2020,UGCS504 Information and Network Security EXT 2020,UGCS506 Web Services EXT 2020,UGCS507 Game Programming EXT 2020,UGCS103 Descriptive Statistics INTERNAL 2021,Linux Server Administration Pract,ST Pract

Depth of Course Content

| | |
|--------------------------|-----------|
| Excellent | 13 |
| Very Good | 13 |
| Good | 16 |
| Satisfactory | 0 |
| Unsatisfactory | 0 |
| Total Respondants | 42 |

| |
|------------------------------|
| Average Score 8 out of 10 |
| Satisfaction Index 100 % |



Extent of Coverage of Course

| | |
|--------------------------|-----------|
| Excellent | 12 |
| Very Good | 16 |
| Good | 11 |
| Satisfactory | 3 |
| Unsatisfactory | 0 |
| Total Respondants | 42 |

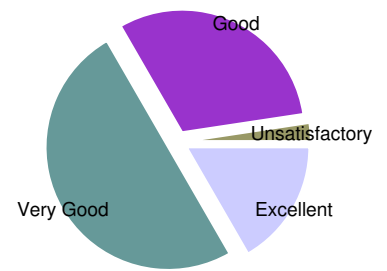
| |
|------------------------------|
| Average Score 8 out of 10 |
| Satisfaction Index 100 % |



Student Feedback on Syllabus TERM1 - 2020-2021

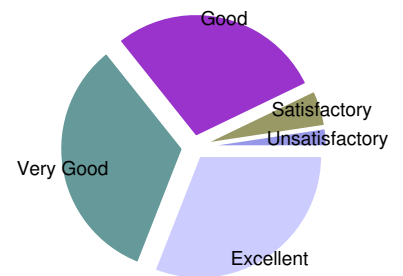
Applicability to Industry & Social Relevance

| | | | | | | |
|--------------------------|-------------|--|---------------|-------------|--------------------|---------|
| Excellent | 7 | <table border="1"> <tr> <td>Average Score</td> <td>8 out of 10</td> </tr> <tr> <td>Satisfaction Index</td> <td>97.62 %</td> </tr> </table> | Average Score | 8 out of 10 | Satisfaction Index | 97.62 % |
| Average Score | 8 out of 10 | | | | | |
| Satisfaction Index | 97.62 % | | | | | |
| Very Good | 21 | | | | | |
| Good | 13 | | | | | |
| Satisfactory | 0 | | | | | |
| Unsatisfactory | 1 | | | | | |
| Total Respondants | 42 | | | | | |



Relevance to Information Source like Library Facility Internet Facility.

| | | | | | | |
|--------------------------|-------------|--|---------------|-------------|--------------------|---------|
| Excellent | 13 | <table border="1"> <tr> <td>Average Score</td> <td>8 out of 10</td> </tr> <tr> <td>Satisfaction Index</td> <td>97.62 %</td> </tr> </table> | Average Score | 8 out of 10 | Satisfaction Index | 97.62 % |
| Average Score | 8 out of 10 | | | | | |
| Satisfaction Index | 97.62 % | | | | | |
| Very Good | 14 | | | | | |
| Good | 12 | | | | | |
| Satisfactory | 2 | | | | | |
| Unsatisfactory | 1 | | | | | |
| Total Respondants | 42 | | | | | |



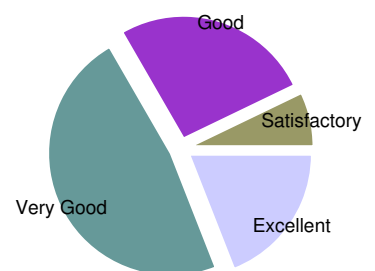
Learning in Terms of Knowledge Concepts Skills & Analytical Abilities

| | | | | | | |
|--------------------------|-------------|--|---------------|-------------|--------------------|-------|
| Excellent | 10 | <table border="1"> <tr> <td>Average Score</td> <td>8 out of 10</td> </tr> <tr> <td>Satisfaction Index</td> <td>100 %</td> </tr> </table> | Average Score | 8 out of 10 | Satisfaction Index | 100 % |
| Average Score | 8 out of 10 | | | | | |
| Satisfaction Index | 100 % | | | | | |
| Very Good | 20 | | | | | |
| Good | 11 | | | | | |
| Satisfactory | 1 | | | | | |
| Unsatisfactory | 0 | | | | | |
| Total Respondants | 42 | | | | | |



Relevance to increasing Employability

| | | | | | | |
|--------------------------|-------------|--|---------------|-------------|--------------------|-------|
| Excellent | 8 | <table border="1"> <tr> <td>Average Score</td> <td>8 out of 10</td> </tr> <tr> <td>Satisfaction Index</td> <td>100 %</td> </tr> </table> | Average Score | 8 out of 10 | Satisfaction Index | 100 % |
| Average Score | 8 out of 10 | | | | | |
| Satisfaction Index | 100 % | | | | | |
| Very Good | 20 | | | | | |
| Good | 11 | | | | | |
| Satisfactory | 3 | | | | | |
| Unsatisfactory | 0 | | | | | |
| Total Respondants | 42 | | | | | |



Student Feedback on Syllabus TERM1 - 2020-2021

| Overall Rating | |
|--------------------------|-----------|
| Excellent | 10 |
| Very Good | 19 |
| Good | 12 |
| Satisfactory | 1 |
| Unsatisfactory | 0 |
| Total Respondants | 42 |

| |
|------------------------------|
| Average Score 8 out of 10 |
| Satisfaction Index 100 % |



Note : This is a computer generated document, hence no signature required